

CANADA'S

styleat home

ORGANIZE
YOUR
HOME
23
EXPERT
IDEAS

livable
LUXE
6 stunning
KITCHENS
WITH STYLE
TO STEAL

↑ trend alert:
WARM BRASS
ACCENTS

**EASY TO
MAKE
APPLE
FRITTERS**
(too good
to resist!)





FREE
25
Year
Warranty

SEKTION/TORHAMN
ash kitchen
Priced from

\$149/lin.ft.

© Inter IKEA Systems B.V. 2018. Handles/knobs, countertops, appliances, sink, faucet, delivery and installation not included. While supplies last. Selection may vary by store. See store for details.



Customizably yours.

We're for kitchens that are made to your taste. Every breakfast nook and cabinet cranny of the SEKTION kitchen series is easily customized to make the kitchen you've always dreamt of a reality. And with a 25-year warranty, it's built to last.

Visit [IKEA.ca/kitchen](https://www.IKEA.ca/kitchen) to start designing yours today.



The Beautiful Possibilities.







PERFECT RESULTS WITH EVERY CULINARY ADVENTURE.

The KitchenAid® front control range – designed to perform.

Our five-burner gas range doesn't just deliver consistent results; it gives you the confidence to get creative in the kitchen. Enjoy the freedom to explore new recipes because, with the consistent temperatures of Even-Heat™ True Convection and the added moisture of a Steam Bake option, every dish will be cooked to perfection.

Now available in Stainless and Black Stainless Steel.

KitchenAid.ca

KitchenAid®
YOURS FOR THE MAKING™

The Art Shoppe. A Toronto icon since 1936.



Nathan Phillips Square

A curated furniture collection offering endless possibilities. Immaculately presented in a luxurious 70,000 square foot showroom. **The One. The Only.**

Our Iconic Winter Sale.
Up to 50% off.

the Art Shoppe

71 Kincort Street (Caledonia & Castlefield)

COMPLIMENTARY DELIVERY | INTERIOR DESIGN SERVICE | WORLDWIDE SHIPPING | WWW.THEARTSHOPPE.COM



74



90

Add interest to a sleek white kitchen by styling it with potted herbs and wooden tools.



46

COLUMNS

17 STYLE NEWS

The best home decor products, the hottest trends and the most inspiring ideas

22 DESSERT OF THE MONTH

Delectable homemade apple fritters that are miles above their store-bought counterparts

24 HOME BASE

Genius kitchen storage solutions from the book *Remodelista: The Organized Home*

28 HIGH OR LOW?

These moody dining rooms serve up utilitarian chic on either a practical or a posh budget. Can you tell the difference?

HOMES

66 FASHION FORWARD

A shop owner brings a touch of Parisian charm to her 1950s home

74 COUNTRY LIVING

A builder-basic rural home gets a style-savvy update that perfectly suits the humans (and dogs) who live there

80 FAMILY AFFAIR

A new-build Vancouver house with East Coast inspiration has family living at its heart



66

DECORATING

36 MODERN MARVEL

Learn how a cozy clean-lined bathroom in Toronto came together

38 LIVING LONG

A long living room goes from undefined to undeniable with modern elements, practical features and an L.A. vibe

42 PIECE OF WORK

Layered with character in a serene envelope, an organized Mississauga, Ont., home office works all the angles

46 LUXE AND LIVABLE

Three glam and inspirational kitchens prove that covetable luxurious style is totally achievable

FOOD

90 SPRING FLING

We've excerpted our favourite recipes featuring fresh asparagus, one of spring's early risers, from Canadian chef Lynn Crawford's latest cookbook, *Farm to Chef*

REGULARS

FROM OUR EDITOR 10

GET SOCIAL 14

WORKBOOK 96

SPOTLIGHT 98



46



TABLET EDITION

Get Style at Home for your iPad, with additional how-to video content, bonus image galleries and more. Download it on the App Store today.

ON THE COVER

Bright white cabinetry, a subdued grey island base and stunningly layered marble throughout come together to create this grand sophisticated kitchen.

COVER PHOTOGRAPHY

Tracey Ayton



The wrinkle cream that raised the jar.



You can reduce
the look of wrinkles
up to

**5x
MORE[†]**

than with a leading
prestige anti-aging
serum.

It's the most concentrated
Accelerated Retinol SA formula ever.
You'll see healthier and younger-looking
skin in one short week.

Neutrogena[®]

#1 Dermatologist recommended skincare

[†]vs. a leading US prestige anti-aging serum. Based on the appearance of forehead, cheek, under-eye and crow's feet wrinkles.

*Adult skincare brand in North America, excluding Mexico. Data on file.

© Johnson & Johnson Inc. 2018



GETTING *organized*

I love the *idea* of organizing: Hunkering down, emptying closets and shelves of their contents and then starting fresh. In practice though, I often can't seem to get it together. The way I see it, just like there are morning people and night owls, there are those who are over-the-top organized (that's former Style at Home staffer Catherine Therrien, whose orderly office is shown on page 42) and those who thrive in chaos. Since I've finally come to terms with being the latter, I've had to set some parameters to keep my mess in check. If you're anything like me and organizing doesn't come naturally to you, I'd love to share a few pointers I've picked up along the way.

- 1.** Set aside a small amount of time each day to tidy. Whether you use it to open mail, file paid bills, meal plan for the week or clean out your cosmetics case, even 15 minutes goes a long way toward diminishing a seemingly endless to-do list.
- 2.** Leave things out in the open. This may seem contrary to a neat space but stay with me here – while I care little about what my cupboards look like behind closed doors, I always want my open shelves to appear perfectly put together. I'm a visual person, so open storage suits me best.
- 3.** Make it fun. When the time comes for a clean sweep, make the task enjoyable. For instance, if you tackle your kitchen cabinets, reward yourself with take-out pizza and a bottle of wine, and then admire your job well done.

How about you – are you a neat freak or not? And what are your best tricks for controlling the chaos?

Erin McLaughlin erin@styleathome.com

[@erinmclaughlin1](https://twitter.com/erinmclaughlin1)

[instagram.com/erin.mclaughlin1](https://www.instagram.com/erin.mclaughlin1)

THE ITALIAN SENSE OF BEAUTY

LIBERAMENTE design Vuesse

KITCHENS, LIVING AND BATHROOMS

NY Flagship, Soho NYC - **SCAVOLINI IN CANADA: SCAVOLINI STORE TORONTO** 1330 Castlefield Ave, Toronto, Tel: 416.961.2929 - **SIEMA KITCHEN AND BATH** 1854 W 4th Ave, Vancouver Tel: 604. 569.1606 - **CUISINES MODENA** 5525 Upper Lachine Road, Montreal Tel: 514.483.1376 - **USA: Manhattan, NY - Midtown, NY - Brooklyn, NY - Los Angeles, CA - Orange County, CA - Roseville, CA - San Gabriel, CA - Washington, DC - Miami, FL - Naples, FL - Sarasota, FL - Chicago, IL - Boston, MA - Detroit, MI - Bergen County, NJ - Las Vegas, NV - Houston, TX**



For further information Scavolini USA, Inc. Tel. 212.334.6776 - contact@scavoliniusa.com
Scavolini S.p.A. Italy +39 0721443333 - contact@scavolini.com - www.scavolini.com

SCAVOLINI™

styleathome

at your service

As a Style at Home subscriber, you can expect the best in subscription service. If you have any questions about your subscription, please get in touch with us at the website, phone number or address listed below. In order to help us locate your file, please provide your current mailing label or the information on it.

SUBSCRIPTION EXPIRY To find out when your current subscription expires, check the mailing label. The labels are printed several weeks before the issue is mailed, so please give us six to eight weeks advance notice for renewals and changes of address in order to avoid missing an issue.

BILLING & RENEWAL NOTICES Invoice and renewal notices are printed one week before they're mailed to you. With delivery time, it's possible that your payment or renewal order will

cross in the mail with our invoice or renewal notice. If you receive yet another invoice or notice, please contact us immediately.

WRAPPER/PERFUME STRIP

We occasionally mail your issue in a protective wrapper and/or insert a perfume strip in the magazine. If you'd rather receive the magazine without a wrapper or a strip, please let us know.

PRIVACY POLICY On occasion, we make our subscriber list available to carefully screened organizations whose products or services might be of interest to you. If you prefer to have your name and postal address removed from this list, please contact us. For the complete privacy policy, please view Privacy Policy on styleathome.com.

MAIL STYLE AT HOME, P.O. Box 814,
Markham Station, Markham, ON L3P 7Z6
CALL 905-946-0910

Complete subscriber services are
available online at styleathome.com.

styleathome

VOLUME 21 ISSUE 2

Vice-President, TVA Publications Lyne Robitaille
Publisher Jacqueline Howe
Editorial Director Erin McLaughlin
Executive Editor Suzanne Moutis
Creative Director Karen Paddon

ONE EASY WAY TO REACH US: FIRSTNAME.LASTNAME@TVA.CA

DESIGN & STYLE

Home & Style Director Ann Marie Favot
Design Editor Morgan Lindsay
Contributing Design Editor Christine Hanlon

EDITORIAL

Senior Features Editor Sara Cation
Features Editors Amanda Etty, Mary Levitski
Contributing Editors Lisa Fielding, Fina Scroppo
Researcher Rhiannon Russell
Editorial Assistant Marianne Davidson

ART

Deputy Art Directors Lena Diaz, Florence Kwok (on leave)
Associate Art Director Sarah Big Canoe
Contributing Art Directors Brian Fleming, Leanne Gilbert
Production Specialist Genevieve Pizzale

STYLEATHOME.COM

Digital Content Director Elaine Song
Senior Digital Editor Renée Reardin
Digital Assistant Jessica Alcock
Videographer Joshua Marquez

DIGITAL EDITIONS

Creative Director Chris Bond
Designer Andrew Tran

PRINTING

Printed at Transcontinental RBW Graphics, a division of Transcontinental Printing 2005 G.P., 2049 20th St. E., Owen Sound, ON N4K 5R2. All reproduction requests must be made to COPIBEC (paper reproductions at 800-717-2022) ISSN: 1915-8998

DISTRIBUTION

Distributed by Coast to Coast

SUBSCRIPTIONS: 905-946-0910, STYLEATHOME.COM

STYLE AT HOME, Sub. Dept., P.O. Box 814, Markham Station, Markham, ON L3P 7Z6. Send address changes to the post office box address above, including the mailing label from your latest issue. Allow eight weeks for changes

SUBSCRIPTION PRICES

Canadian subscriptions: 1 year = \$29.95 (plus taxes)
U.S. subscriptions: 1 year = \$67.95 (payable in advance)
International subscriptions: 1 year = \$177.95 (payable in advance)

We occasionally use our subscriber list for marketing purposes, or share it with carefully selected companies whose products may be of interest to you. If you do not want your name to appear on this list, please notify us in writing. Canadian Postmaster: Return undeliverable Canadian addresses to Style at Home, 25 Sheppard Ave. W., Ste. 100, Toronto, ON M2N 6S7. Publications Mail Agreement 41557548, PAP Registration 08282. Postage paid at Gateway in Mississauga, ON. U.S. Postmaster: Send address changes to Style at Home, P.O. Box 766, Buffalo, NY 14240-0766. Periodicals postage paid at Buffalo, NY USPS731-350

Download the Style at Home app for iPad on the App Store. Digital editions are also available on Molto, Zinio, Kobo, Press Reader and Google Play

OUR PRIVACY POLICY

The reproduction of written material, illustrations or photographs from this magazine is prohibited. Although all possible precaution has been taken to ensure that the information contained in Style at Home is accurate, it is understood that the magazine cannot be held responsible for errors or omissions that may occur in relation to the use or presentation of this information. The articles in this magazine are the exclusive responsibility of their authors

Style at Home is published 11 times a year (except for occasional combined, expanded or premium issues) by TVA Publications Inc., 25 Sheppard Ave. W., Toronto, ON M2N 6S7; 416-733-7600; groupetva.ca.

Funded by the Government of Canada



For any comments, please email letters@styleathome.com
©2018 TVA Publications Inc. All rights reserved

styleathome

PRODUCTION

Director of Operations Johanne Perron
 Production Team Leader Luc Gauvin
 Production Coordinator Linda Desjardins

RESEARCH

Senior Research Analyst Eva Chau

MARKETING, COMMUNICATIONS & EVENTS

Director, Marketing, Communications and Events Silvana Sciortino
 Senior Designer Colin Elliott

CONSUMER MARKETING GROUP

Group Circulation Director Doris Chan
 Product Marketing Managers Yen Duong, Amanda Stone
 Digital Marketing Manager Jason Patterson
 Director, Newsstand Sales Pat Strangis

ADVERTISING SALES, TORONTO

416-227-8248 (patricia.mixemong@quebecomedia.com)
 Senior Director, Media Solutions Transactional Jérôme Leys
 Key Account Directors, National Advertising Sales David Garby,
 Andrea McBride, Akta Sharma (on leave)
 Director, Media Solutions Anna Vecera Marto
 Advertising Coordination Team Leader Maddie Belanger
 Advertising and Traffic Coordinator Yvonne Peden
 National Account Managers Jillian Dann-Macerollo (on leave),
 Cathy Ellis, Gary Forshaw, Joanne Landry, Delainie Marin, Vanessa Watson,
 Lindsay Weir (on leave)
 Digital Campaign Manager Grace Ganan
 Digital National Sales Representatives Paul Cummins, Crystal Falls
 (on leave), Gwen O'Toole, Alex Vaccher, Tony Vigario, Joanna Woodman
 Sales Associate Patricia Mixemong

ADVERTISING SALES, MONTREAL

514-598-2880 (ventespublicitaires@tva.ca)
 Senior Director, Media Solutions, Transactional Patricia Heckmann
 Senior Directors, Media Solutions Karl Berthome, Caroline Gagnon
 National Sales Representatives Stéphanie Mercier, Sophie Rémillard
 Local Sales Consultants Vickie Bouthillier, Vicky Préfontaine,
 Brigitte Fortier, Francine Lanthier, Kathy Marquis, Natalia Tavares
 Coordinators Mélina Delorme, Ingrid Martinez,
 Marie-Laurence Miron, Maria Perrotti

QUEBEC CITY AND REST OF QUEBEC

418-688-9330 ext. 7516
 Product Manager Sylvie Bruneau

MEDIA CREATIVITY

Brand Manager Mielka Jansen
 Art Director Suzanne Lacorte
 Senior Strategist Stephanie Medati
 Project Managers Janine Short, Inga Terzopoulos (on leave), Kathryn Walsh

SENIOR MANAGEMENT, TVA GROUP INC.

President and CEO of TVA Group Inc. France Lauzière
 Senior Vice-President and Chief Operating Officer Martin Picard
 Vice-President and Director of Finance Denis Rozon
 President of Human Resources Jean-François Reid
 Executive Vice-President of Advertising Donald Lizotte
 Vice-President of Communications Véronique Mercier
 Financial Information and Auditing Manager Anick Dubois



Greenville Soapstone Company



1-888-95-STONE

sales@greenvillesoapstone.com

www.greenvillesoapstone.com

BURLINGTON

PORT HOPE

4450 Corporate Dr. Unit 2

375 Ward St. Unit 4

As seen on **Paint It Like New!** Now offering pick up and delivery

Quality Re-spraying of Furniture and Doors

Unit 1A, 1254 Plains Road East, Burlington, ON **905-631-REDO 7336**



Now offering pick up and delivery

As Seen on City Line & HGTV

RE-USE, RECYCLE AND REFURBISH
 your indoor/outdoor metal, wicker and wood furniture,
 doors, cupboards and collectibles.

Visit our showroom:
 Unit 1A, 1254 Plains Rd. E., Burlington, Ont.
 (Behind Fairview Longo's)

905-631-REDO (7336)
www.paintitlikenew.com



WRITE US A NOTE!

SEND US YOUR COMMENTS.
WHAT'S YOUR STYLE?
WHAT DID YOU LOVE ABOUT
A RECENT ISSUE?

COCOA & COOKIES

On a brisk snowy day, Instagrammer @annawithlove stayed in and cozied up with hot cocoa, cookies and the latest issue of Style at Home. She's got the right idea – it's one of our favourite winter activities, too.



DELIGHTFUL DETAILS

As a long time admirer of and subscriber to Style at Home, I love to consume every article and read each word, from the editor's letter to the Workbook. While reading your January/February 2018 issue, I was very impressed by the fresh new look of liveable elegance designed by Nam Dang-Mitchell in the "Balancing Act" story (page 82). The featured Calgary home it was full of inspiring details. I covet the kitchen's sleek eat-in area, its surprising lime green chairs and stunning marble countertops and backsplash. The photographs truly blew me away!

KAREN D., VIA EMAIL

PROJECT PLANNING

I couldn't let another month go by without letting you know how much I love your magazine and how much I look forward to receiving each issue. Reading Style at Home is such a joy. The design concepts are gorgeous. I love your Style News and High or Low columns (I have a great record, so far!). I keep each issue so I can incorporate your beautiful design ideas into my home renovation plans next year. Thank you!

MARIANNE B., VIA EMAIL



Find our latest special issue on newsstands now. It's our most colourful yet!

COMING UP NEXT MONTH

We're featuring inspiring laundry room looks and tons of stunning designs. Get ready for decorating tips and tricks, stylish product must-haves, delicious recipes and more...

WE LOVE TO HEAR FROM YOU!

Email us at letters@styleathome.com or write to us at Letters, Style at Home, 25 Sheppard Ave. W., Suite 100, Toronto, ON M2N 6S7.



[facebook.com/
styleathome](https://facebook.com/styleathome)



[@StyleAtHome](https://twitter.com/StyleAtHome)



[instagram.com/
styleathome](https://instagram.com/styleathome)



[pinterest.com/
styleathome](https://pinterest.com/styleathome)



WOODCRAFT'S WINTER SALE

SAVE UP TO 30%



BUILT FOR CANADIAN WINTERS. BY CANADIAN WOODWORKERS.



PICTURED: BROADVIEW
AVENUE, MALMÖ, AUSTIN



TORONTO (905) 475-2488
LONG DISTANCE (1-866) 475-2488

Crate&Barrel

Welcome Life In



Petrie Collection

Toronto • Mississauga • Calgary • Edmonton • Laval • Vancouver | 888.657.4108

style news

PRODUCER MORGAN LINDSAY | TEXT MARY LEVITSKI

serene scene

We hear Lionel Richie's soothing voice sing "easy like Sunday morning" when we see this laid-back bedroom that warms the soul with taupes, blues and wood tones.

PAINT PALETTE OF THE MONTH



PITCH BLUE 220, Farrow & Ball, farrow-ball.com.



Beauti-Tone **MELLOW BLUE** C2-6-0468-0, Home Hardware, homehardware.ca.



Premier **REFLECTIVE GREEN** PR16K27, Canadian Tire, canadiantire.ca.



Behr **PINKADELIC** P160-5, The Home Depot, homedepot.ca.

TALK ABOUT IT

DEFYING CONVENTION AND SHATTERING EXPECTATIONS, THE DIALOG OVEN BY MIELE IS NOT YET SOLD IN NORTH AMERICA, BUT IT ALREADY HAS OUR CULINARY COMMUNITY BUZZING. THE REVOLUTIONARY TECHNOLOGY COOKS FOOD IN ITS ENTIRETY INSTEAD OF FROM THE OUTSIDE IN, ENABLING NEW AND EXCITING DROOL-WORTHY POSSIBILITIES. THE BEST PART? CHEF-GRADE RESULTS ARE ACHIEVED WITH UNPARALLELED EASE IN RECORD TIME (UP TO 70 PERCENT FASTER). WE DON'T KNOW ABOUT YOU, BUT WE'RE EAGERLY ANTICIPATING THE ANNOUNCEMENT OF THE CANADIAN RELEASE DATE.



Leather and brushed nickel Hex **STOOLS**, 30", \$449 each, CB2, cb2.ca.

HEX ON YOU

These hexagonal stools are not to be ignored. With geometric nickel bases and rich cognac leather seats, these attention seekers blend modernity with tradition, making them great for adding interest to a transitional kitchen.



PIZZA OVEN, \$14,999, Monogram, monogram.ca.

EASY AS PIE

Your turn to host book club? Pizza. Family dropping in? Pizza. Kids asking what's for dinner? Pizza! Whatever the occasion, this simple-to-make crowd-pleaser is always a great idea. Take your 'za game to the next level with this specialty electric wall oven by Monogram. The sleek appliance fits into a standard cabinet cut-out and requires no additional venting, so installation is a cinch.



Learn how to make our all-time favourite pizzas at STYLEATHOME.COM/PIZZARECIPES.

KEEP YOUR COOL

Picture this: You're kneading flour, milk and butter into a dough. Up next for this savoury scone recipe are cheese and chives. *Mmm...* these are going to be delicious! But wait, you forgot to take the chives out of the fridge. Don't stress – there's no need to wash your hands. The Freedom's automatic doors open when pushed, so grab those herbs and get back to kneading. Better yet, the appliance has removable bins, so you can carry delicate ingredients to your cooking station undisturbed. Okay, great, now you can get back to creating deliciousness.

Bottom-freezer Freedom **REFRIGERATOR**, from \$1,299, Thermador, thermador.ca.



Diffused theatre-style lighting eliminates hot spots. It's just one of this fridge's clever features.



Designed for beauty.
Engineered for reality.

Introducing Avery™, the hands-free faucet from American Standard. Engineered with touchless Selectronic® functionality, the Avery™ faucet allows you to turn the water on or off with a wave of a hand. Its soft, transitional design works beautifully in a wide variety of styles and design settings. It's high-tech performance with stunning design for everyday life. Learn more at americanstandard.ca

*American
Standard*



With 23 options ranging from subdued neutrals to saturated primaries, these funky mosaic tiles invite playful decorating.

MOSAIC MUSE

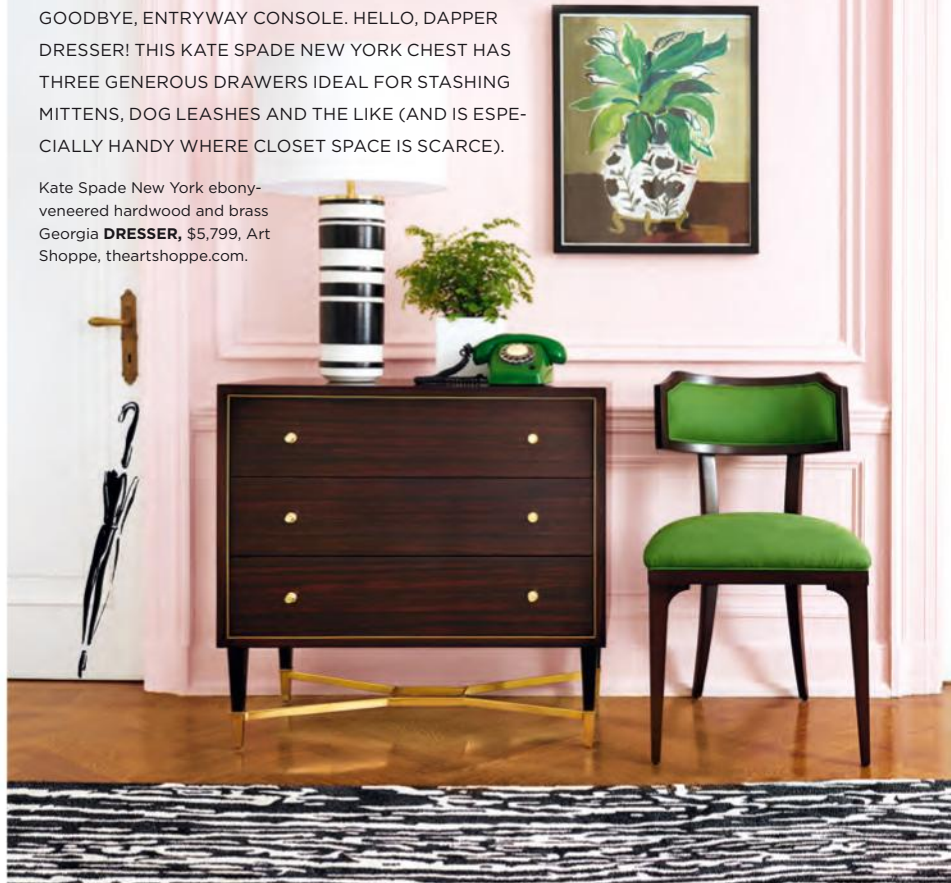
With a surface that appears 3-D, these psychedelic geometric pieces are definitely not your grandmother's mosaics. Resembling a collage of shattered glass shards, the unique tiles bring the drama in a hypercontemporary way that has us dreaming of a super-modern bath. Designed by Italian architect Sergio Savino, the tiles are composed of 85 percent natural stone and 15 percent resin, making them as durable as they are attractive.

Textures natural stone-blend mosaic Fasce Lisce **TILES** in Carrara and Nero Africa, from \$48 per sq. ft. each, Ciot, ciot.com.

WARM WELCOME

GOODBYE, ENTRYWAY CONSOLE. HELLO, DAPPER DRESSER! THIS KATE SPADE NEW YORK CHEST HAS THREE GENEROUS DRAWERS IDEAL FOR STASHING MITTENS, DOG LEASHES AND THE LIKE (AND IS ESPECIALLY HANDY WHERE CLOSET SPACE IS SCARCE).

Kate Spade New York ebony-veneered hardwood and brass Georgia **DRESSER**, \$5,799, Art Shoppe, theartshoppe.com.



TABLETOP TALES

Canadian designer Paul Semkuley is known for his immaculate taste, and each piece in his online table linen shop, Lip Service Napkins, is something special. These cotton voile serviettes, for instance, feature hand-screened personal messages by famous authors, a whimsical detail sure to get guests talking.

Cotton voile **NAPKINS**, \$90 per each 4-piece set, Lip Service Napkins, lipservicenapkins.com.



Chrome-plated plastic Brogrund **SHOWER HEAD**, \$40, IKEA, ikea.ca.

MAKE IT RAIN

THE PRE-EMINENT SWEDISH BIG BOX COMPLETES ITS COMPREHENSIVE BATH LINE WITH ITS FIRST-EVER SHOWER FIXTURE OFFERINGS. THIS SIMPLE CHROME-PLATED RAIN-STYLE SHOWER HEAD IS IN KEEPING WITH IKEA'S STREAMLINED SCANDINAVIAN AESTHETIC, AND AS CAN BE EXPECTED, ITS PRICE TAG IS JUST AS APPEALING.



“Does your bladder leak
underwear fit this beautifully?”

NEW



Depend Silhouette



Always Discreet Boutique

Always Discreet Boutique. Fits closer. Keeps you drier, too.*

*vs. Depend Silhouette Small/Medium. Depend Silhouette is a trademark of Kimberly-Clark Worldwide.

apple fritters

with maple cider glaze

It's a truth universally acknowledged that homemade tastes better than store-bought. These delectable fritters are cooked up from scratch in your own kitchen and are miles above their purchased counterparts. *Doughnut* miss out on these tasty bite-sized goodies!

RECIPE & FOOD STYLING CLAIRE STUBBS

PHOTOGRAPHY MAYA VISNYEI

PROP STYLING ANN MARIE FAVOT





tip
Add a pinch of cardamom or ginger to the batter to switch up the flavour.

INGREDIENTS

MAKES 15 FRITTERS

- | | |
|-------------------------------|---------------------------|
| 1 cup all-purpose flour | 1 apple, peeled and diced |
| 1/3 cup granulated sugar | 4 cups vegetable oil |
| 1 tsp baking powder | |
| 1 tsp cinnamon | |
| Pinch salt | |
| 1/3 cup apple cider | |
| 1 tbsp melted unsalted butter | |
| 1 tsp pure vanilla extract | |
| 1 large egg | |
-
- | | |
|----------------------------|--|
| Maple Cider Glaze | |
| 1/4 cups icing sugar | |
| 2 tbsp apple cider | |
| 2 tbsp pure maple syrup | |
| 1 tsp pure vanilla extract | |



DIRECTIONS

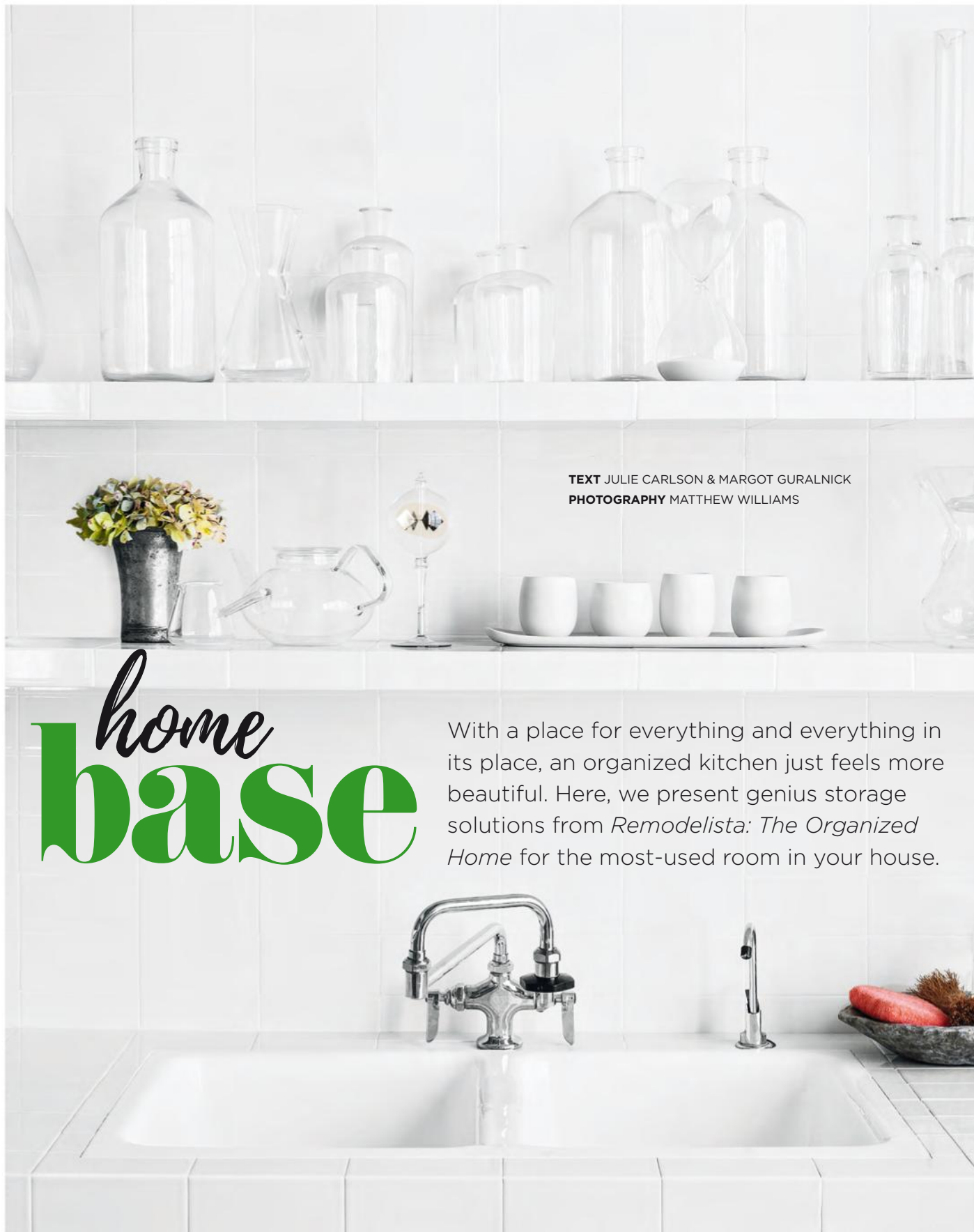
In a large bowl, mix together the flour, sugar, baking powder, cinnamon and salt. In a small bowl, whisk together the cider, butter, vanilla and egg. Make a well in the flour mixture and add the cider mixture, stirring until just combined. Gently fold in the diced apple.

Heat the oil in a deep heavy-bottomed pot to 360°F. Working in batches of five or six, depending on the size of your pot, scoop the batter out by heaping

tablespoons and gently lower into the oil. Fry the batter for 2 minutes, then flip and fry until golden brown, 1 or 2 minutes more. Place the fritters on paper towels to drain the excess oil.

To make the glaze, whisk together the icing sugar, cider, maple syrup and vanilla in a small bowl until smooth. Dip the fritters one at a time into the glaze to cover completely, allowing the excess to drip off. Place the fritters on a wire cooling rack until the glaze has set; serve.





TEXT JULIE CARLSON & MARGOT GURALNICK
PHOTOGRAPHY MATTHEW WILLIAMS

home base

With a place for everything and everything in its place, an organized kitchen just feels more beautiful. Here, we present genius storage solutions from *Remodelista: The Organized Home* for the most-used room in your house.

EXCERPTED WITH PERMISSION FROM REMODELISTA: THE ORGANIZED HOME (ARTISAN BOOKS) BY JULIE CARLSON AND MARGOT GURALNICK © 2017



Think Like a Shopkeeper

In retail parlance, it's called merchandising: the art of arranging goods so they're easy to access and visually appealing. Here are six principles from Sam Hamilton, kitchen designer and owner of March, a couture kitchen boutique in San Francisco. Apply them to your kitchen, and you'll have a much more "shoppable" space.

1. Use shallow pantry storage.

The items that are visible are the ones you'll use (just as with the retail mantra, "What you can see is what sells"). So line up your goods in the front, and make use of risers in the back. When installing storage, measure accordingly: "You don't want shelves that hold more than two rows of cans," advises Sam. "Anything deeper, and things get lost in the void."

2. Create zones. Just as retailers group goods by theme, you should set up areas in your kitchen for food prep, coffee making and so on. Cluster culinary essentials on trays to anchor them.

3. Consider proximity. Daily dishware belongs on the shelves closest to your sink and dishwasher, for ease of loading and unloading.

4. Leave yourself elbow room at the sink. Keep your work area as clear as a checkout counter. Ask yourself, What do I use here all the time? Relocate the rest.

5. Conquer drawer space by dividing it. Size up what you're stowing and create compartments accordingly, so that nothing is free-floating or jumbled. You can buy ready-made drawer inserts from big-box or storage stores.

6. Look up, look down. In stores, plenty of inventory is kept on hand but out of sight. The same rule applies in kitchens: Deep corner cabinets work well as appliance garages. And high cabinets are ideal for storing occasionally used tableware. For access to these spots, keep a stepstool or a rolling ladder handy.



Prepare cloth napkins by rolling them into napkin rings—and then remove the task from your party prep list.



Instant Cocktail Party

You're more likely to throw an impromptu drinks or dinner party when your tabletop elements are kept at the ready in one place. A kitchen or dining area drawer is especially useful for this kit. Pro tip: Store the items on trays so you can lift them out for quick delivery to the table—and then use the trays for serving.

The Essentials: Bar tools (corkscrew, bottle opener, jigger and mixing spoon); tapers and tea lights; matches; ice bucket; glasses; trays.

Also Consider: Ready-for-the-table flatware sets in pockets (pouches sized for a fork, spoon and knife make setting the table a *fait accompli*); cloth napkins rolled in napkin rings.



Decant and corral your way to a tidy pantry.

Pretty the Pantry

A jumble of assorted packaging – cereal boxes; sacks of flour and sugar; plastic bags of dried beans and pasta – makes it impossible to use your cabinets efficiently. Take a moment to decant your pantry essentials before loading them onto shelves (buy in bulk when possible), and you'll gain space, order and a much prettier overall picture.

Designer Michaela Scherrer created open storage in her own kitchen (above) by removing old cabinet doors she didn't like. A decanting devotee, she stocks her shelves with a harmonious mix of Weck glass canning jars for dry goods, stacked tins for herbs and spices and cardboard boxes to fill with tea.

Think Like a Chef

In a professional kitchen, space is almost always at a premium, so tools need to be easy to grab and work counters have to be kept clear. So who better to look to for culinary storage tricks than Dana Cowin, former longtime editor-in-chief of *Food & Wine* magazine. Here are five organizing tips she learned on the job.

1. Adhere to the French notion of *mise en place* (everything in its place). In a chef's kitchen, the spoons never migrate. The pans are always where they were the last time you used them. "Think Julia Child and her pegboard for pots," says Dana.

2. Keep everything visible and within arm's reach. Hang pots and pans from S hooks, suspend utensils from a rail and store knives in a rack (so they don't overlap and become dull). According to Dana, "Chefs would abolish most drawers if they could."

3. Pare down. Because of cost and space restrictions, chefs limit themselves to only the most necessary equipment.

4. Buy staples in bulk and repack-age them in smaller easy-to-store tubs. Yes, even chefs advocate decanting, especially for ingredients like flour, sugar and cornmeal. And there's no lugging required: In their new containers, these staples should be lined up and readily accessible, whether on a shelf or tucked away in a drawer.

5. Shop at restaurant-supply stores. These are great places to buy things for the home, such as cutting boards, white plates and stainless steel pot racks. The goods are well priced and made for heavy use.



Find more around-the-house organizing ideas in *Remodelista: The Organized Home*.



high **OR** low?

PRODUCER
CHRISTINE HANLON
TEXT MARY LEVITSKI
PHOTOGRAPHY
MICHAEL NANGREAVES



These moody dining rooms serve up utilitarian chic on either a practical or posh budget. Can you tell the difference?



HIGH \$16,657



\$190

1 Coated steel Orwell **PENDANT LIGHT** in Antique Brass and Bronze, Union Lighting and Furnishings, unionlf.com.

\$25

2 Powder-coated steel and zinc Pinnig **WALL HOOK RACK**, IKEA, ikea.ca.

\$640

3 Painted steel and hand-rubbed brass Charlton **TASK LAMP** in Black, Union Lighting and Furnishings, unionlf.com.

\$290

4 Staub enameled cast iron **BRAISER** in Basil, Williams-Sonoma, williams-sonoma.com.

\$145

5 End-grain European pine Rustic **TRIVET**, Williams-Sonoma, williams-sonoma.com.

HIGH & LOW Sweet Basil 455 **WALL PAINT**, Benjamin Moore, benjaminmoore.ca; **CONSOLE**, large **VASES** (on bottom of console), Elte, elte.com; sisal **RUG**, **FLOATING SHELVES** (painted), IKEA, ikea.ca; wooden **TRAY**, CB2, cb2.ca; green **BUD VASES** (on top shelf), H&M Home, hm.com.

\$1,799

6 Stained walnut 6-drawer Tobacco **DRESSER** in Smoke Walnut, Art Shoppe, theartshoppe.com.

\$6,535

7 Wool Mallyer Circa 1920 **RUNNER**, 10' x 4', Elte, elte.com.

\$4,035

8 Timothy Oulton oak and feather-filled leather Feather **DINING CHAIRS** in Old Saddle Black, \$1,345 each, Elte, elte.com.

\$2,998

9 Cynthia Rowley Mozambique wood-veneered hardwood Sunburst **DINING TABLE** with gold-plated metal base, Art Shoppe, theartshoppe.com.

LOW \$9,270



\$160

1 Painted steel Bulstrode's Workshop **PENDANT LIGHT** in Black and Aged Gold, Union Lighting and Furnishings, unionlf.com.

\$14

2 Powder-coated steel Svartsjön **WALL HOOK RACKS**, \$7 each, IKEA, ikea.ca.

\$210

3 Painted metal Felix **TASK LAMP** with granite base, Union Lighting and Furnishings, unionlf.com.

\$49

4 Enameled cast iron **BRAISER** in Green, HomeSense, homesense.ca.

\$70

5 Footed square end-grain acacia wood **CUTTING BOARD**, Crate and Barrel, crateandbarrel.ca.

\$379

6 Ash and MDF particleboard Melina **SIDEBOARD** in Dark Oak, Structube, structube.com.

\$4,545

7 Wool Stone Tabriz **RUNNER**, 12' x 3', Elte, elte.com.

\$1,845

8 Timothy Oulton oak and polyester-filled leather Mimi **DINING CHAIRS** in Old Saddle Black, \$615 each, Elte, elte.com.

\$1,998

9 Mahogany-veneered hardwood Mia **DINING TABLE** with brushed brass base, Art Shoppe, theartshoppe.com.



\$399
BETTY
sofa-bed

\$159
LEONARDO
marble end table

**Low
Prices**
—
AMAZING STYLES

QUEBEC - ONTARIO - ALBERTA - MANITOBA
NOVA SCOTIA - BRITISH COLUMBIA

STRUCTUBE
Shop online at structube.com

dig deep

"I wanted to dial the formality of the traditional dining room way back, but I wasn't willing to compromise on intimacy," says stylist Christine Hanlon when referring to her choice of wall paint. "The deep forest green envelops the room, producing a close-knit vibe."

BESPOKE ON A BUDGET

Painted the same colour as the walls, these inexpensive floating shelves have the look of custom millwork.

Sweet Basil 455 WALL PAINT, Benjamin Moore, benjaminmoore.ca; Lack FLOATING SHELVES (painted), \$25 each, IKEA, ikea.ca.

simple sensation

No restaurant can compete with the comforts of home cooking, so why not show off your culinary skills with panache? Serve hearty meals simply in charming oven-to-table cookware atop an end-grain wooden slab (include a generous serving spoon, of course!).



Staub enamelled cast iron **BRAISER** in Basil, \$290, Williams-Sonoma, williams-sonoma.com.

UP TO THE TASK

Unexpected industrial-style lighting lends our High and Low rooms down-to-earth appeal. A sleek **task lamp** is a no-nonsense alternative to the classic table lamp, and one that's easily attainable, whatever your budget.

≡ HIGH



\$279

Powder-coated stainless steel Cole, Crate and Barrel, crateandbarrel.ca.



\$199^{US}

Plated steel Bruno in Aged Brass & Bronze, Rejuvenation, rejuvenation.com.



\$124

Ivy Bronx stainless steel Bogardus in Black, Wayfair.ca.



\$40

Powder-coated steel Ranarp in Black, IKEA, ikea.ca.

≡ LOW



SLEEP UNINTERRUPTED WITH THE #1 NIGHTTIME PROTECTION UNDERWEAR†.



GET PEACE OF MIND

with the comfortable, lightweight heavy protection of Depend® Night Defense* Underwear.

Its close-to-body fit offers a wider, more absorbent core for fast absorption, so you can enjoy a secure, worry-free sleep every night.

SAVE \$3.00

on any ONE (1) package of Depend® Products (8 ct. or larger)



Kimberly-Clark

Manufacturer's Coupon

Expires: 7/31/2018

Reproduction, alteration, proliferation, or sale of this coupon or its contents is strictly prohibited. **Civil and criminal penalties up to \$2,000,000 and/or imprisonment may apply.**

CONSUMER: LIMIT ONE (1) COUPON PER PURCHASE on product/quantity specified. CANNOT BE COMBINED with any other coupon. Any other use constitutes fraud. **VOID IF COPIED, SCANNED, TRANSFERRED, AUCTIONED, PURCHASED OR SOLD.** This coupon savings is in Canadian currency. This coupon is redeemable only in Canada.

RETAILER: K-C will reimburse you the face value of this coupon plus regular handling if submitted in compliance with purchase of the specified product. GST and provincial sales tax (where applicable) are included in the face value. Application for reimbursement received after 12 months from expiry date as indicated on this coupon, will not be accepted. Mail coupons to: Kimberly-Clark Inc., P.O. Box 31000, Scarborough, ON, M1R 0E7. Void where prohibited or restricted. Cash value 1/100 cent.

® Registered Trademark and *Trademark of Kimberly-Clark Worldwide, Inc. © KCWW.

C-016650



13933702

†in the adult care heavy end category

inside look

The High and Low dining chairs are handmade from stained oak and quality black leather, durable low-maintenance materials that exude masculine elegance while fulfilling key practicality requirements. While they do subscribe to different styles, what really sets these two apart has more to do with what's not seen – the filling.

Timothy Oulton oak and polyester-filled leather Mimi **DINING CHAIR** in Old Saddle Black, \$615, and oak and feather-filled leather Feather **DINING CHAIR** in Old Saddle Black, \$1,345, Elte, elte.com.



A take on a classic 1940s French piece, the shapely low chair is filled with polyester for a tailored structured look.



Sewn-on pillows stuffed with plush feathers provide the rustic High with above-and-beyond comfort and a casual air.



Make Mine an Old-fashioned

On everything from vintage glazed earthenware vessels to antique metal tools, well-worn patinas bring a sense of lived-in coziness to this ersatz bar.



Achieving this room's comfortable feel takes more than looks. Sprigs of rosemary lend a homey scent, too.

CUE FROM THE KITCHEN

To produce this unfussy utilitarian-chic aesthetic, we decorated the dining room with functional culinary elements. Hung on the wall, copper cookware and a twine-tied rosemary bouquet are elevated from workaday to works of art.

**For you, trim isn't
an afterthought.
It's a before-thought.**

That's why we created
ADVANCE®, a self-levelling
paint that removes brush
marks and gives your trim
an extra-smooth finish.
Giving the details the
attention they deserve.
That's proudly particular.

To find a local retailer,
go to benjaminmoore.ca

©2018 Benjamin Moore & Co., Limited. ADVANCE, Benjamin Moore, Paint like no other, and the triangle "M" symbol are registered trademarks of Benjamin Moore & Co., Limited.



 **Benjamin Moore®**
Paint like no other.®

MODERN MARVEL

Learn how this cozy clean-lined bathroom in Toronto came together.

TEXT AMANDA ETTY
PHOTOGRAPHY STACEY BRANDFORD
STYLING ANN MARIE FAVOT



1. LOCATION, LOCATION

"For a large bathroom, this one had a lot of wasted space," says designer Shirley Meisels, who was tasked with reimagining the 150-square-foot room. Up first was replacing a smaller vanity with a larger one that makes better use of an awkward dormer and allows for his-and-hers sinks – a must-have for the homeowners.

2. VANITY FAIR

With their abundance of hard surfaces and sleek fixtures, contemporary bathrooms can risk feeling a little cold. Here, the custom walnut floating vanity helps ground the look and lends the space warmth; its clean lines and tonal variations suit the room's cozy modern vibe, which is enhanced by the large vintage-looking rug.



The towel warmer is a bit of luxury that's much appreciated – especially in the chilly months.



3. LIGHT BULB MOMENT

The sleek pendant lights hanging at eye level look right at home in such a sophisticated space. Notice how Shirley made clever use of the funky dormer ceiling by staggering the placement of the fixtures.

4. BENCH WARMER

The homeowners wanted to utilize the vacant space below the window, so Shirley added a built-in window seat that looks similar to the vanity. The piece features a genius addition: pullout drawers for laundry storage.

5. TALL TILES

The gorgeous oversized marble-look porcelain floor tiles continue up the shower walls, giving the impression of a seamless piece of stone. The simple glass enclosure doesn't detract from this stunning touch.

DESIGN, MHouse, mhouseinc.com; Chantilly Lace OC-65 **WALL PAINT**, Benjamin Moore; **FAUCETS, SHOWER FIXTURES, TOWEL RACK**, Roman Bath Centre; **PENDANT LIGHTS**, LightForm; **RUG, TOSS CUSHIONS**, Elte.

FOR SOURCES, SEE OUR WORKBOOK



How designer Ali Budd took a narrow living room from undefined to undeniable with modern elements, practical features and an L.A. vibe in mind.


Living Long



TEXT MARIANNE DAVIDSON
PHOTOGRAPHY STEPHANI BUCHMAN

A

functional laid-back living space tops the wish list for most families, and this Toronto couple, who live with their three young children and dog, were no exception. Having seen designer Ali Budd's work in a friend's home, the pair enlisted her to redesign their living room with not only style but also practicality in mind. The mission? To give the 14-by-22-foot interior a bright youthful look and, more importantly, some continuity. "The long space felt like two separate rooms," says Ali. "We kept the functionality of the two zones but connected them visually." The designer achieved her goal with a consistent muted palette, tailor-made furniture and unique accessories. "There were a lot of 'trust me' moments," she says, but the homeowners were game, and the stunning results – which bring to mind sunny L.A. days – are proof of a major win.



1 PLAY WITH PATTERN

The custom sideboard with a triangle motif is a standout piece, as is the coffee table, with its fish scale-like black base. The unique items pack a visual punch without disrupting the room's soothing clean-lined aesthetic.

2 SAVE & SPLURGE


Small prints can look like pricey artwork if framed properly. "You can never lose with large white mats," says designer Ali Budd, who used the trick on a pair of online purchases. The savings allowed for investment items like the elegant rug.

3 DIVIDE & CONQUER

A daybed separates the space without causing a disconnect. “You can sit facing either way, and the low profile means sightlines remain open,” says Ali. The faceted side tables in this sitting zone are a balancing foil for the chunky coffee table in the other one.

4 CUE CONTRAST

A subdued palette of pale hues, including blush and powder blue, defines the room. To stimulate the eye without overpowering the space, Ali introduced a few bold black accents, including the abstract artwork.



3



4

► Cement blend Darbuka **COFFEE TABLE** with brass base in Black, \$1,099, CB2, cb2.ca.



◄ Painted steel and brass Clarkson **FLOOR LAMP** in Black & Hand-Rubbed Antique Brass, \$960, Union Lighting and Furnishings, unionlf.com.

get the look
curated & cohesive

► Summer Yellow Cactus **PRINT** with Rich Black Wood frame, 54" x 40", \$595 US, Minted, minted.com.



▲ Acacia wood-veneered tanoak wood and faux fur Tribble **STOOL** in White, \$45, Structube, structube.com.



Cotton velvet Sanela **TOSS CUSHION COVER** in Light Blue, 26", \$15, IKEA, ikea.ca.

DESIGN, Ali Budd Interiors, alibuddinteriors.com; Chantilly Lace OC-65 **WALL PAINT**, Benjamin Moore; custom light grey **LOVESEATS**, Silva Custom Furniture; custom **DAYBED**, Cooper Bros.; faceted **SIDE TABLES**, **FLOOR LAMP**, Crate and Barrel; **DRAPERY**, Interiors by Gila; faux fur **STOOLS**, Elte Market; **RUG**, abstract **ARTWORK**, **THROWS**, gold **CANDLE HOLDERS**, Elte; cactus **PRINT**, Minted; **PRINT FRAMING**, The Framing Depot.

FOR SOURCES, SEE OUR WORKBOOK



▲ Eve Grand **SOFA** with polyester Panama fabric in Natural and Aluminum legs, \$2,199, EQ3, eq3.com.

Went from lawyer to adventurer
and soon-to-be sommelier.
Doing what he loves is just what he does.



Meet Emilio.

YOUR TOUR DIRECTOR

Emilio knows the best way to learn is to dive right in, and he brings that to everything from wine tastings to recommending his favourite spot for gelato.

He's one of the expert Tour Directors on our 175+ tours worldwide who'll help you uncover the best of your destination. With Go Ahead Tours, you don't just follow a guide—you experience the world alongside another passionate traveller like you.

Guided travel, done differently.

goaheadtours.ca | 1.855.594.5387



**Go Ahead
Tours**

Anyone who's met Catherine Therrien, an interior stylist at Catherine Sophie Design and a former Style at Home staffer, will attest to her superhuman organizational skills. Her mind seems more systemized than a public library, and the home office in her Mississauga, Ont., abode reflects that. Everything – from reference books to ribbons to receipts – has a dedicated place in a drawer, box, folder, tray or other tidy spot. But the warm, soulful 96-square-foot workspace doesn't flaunt it.

Thanks to a DIY back-to-the-studs renovation, the room welcomes with a bright envelope of pale grey-painted walls, a sophisticated coffered suspended ceiling and faux slate laminate flooring. "I wanted to create an airy space that's conducive to working at



This unique antique pie cupboard offers storage and style!

It's hard to picture this tidy stylish office's pre-reno '70s wood-paneled look. It's harder still to believe homeowner Catherine Therrien and her husband did all of the renovation work on their own, including gutting the room, putting up drywall, laying slate-look floor tiles, installing a coffered suspended ceiling and painting the space.





Catherine's OFFICE ORGANIZING TIPS

1. HAVE PLENTY OF STORAGE

Reference books, paper files, electronics and software CDs: They're all required, but they don't need to be accessed daily. Find a home for them behind closed doors. The storage unit can be as unique as you like.

2. KEEP LIKE WITH LIKE

Stay on top of what's where by storing related items together. For example, spare ink cartridges belong near the printer and stamps with envelopes.

3. CLEAR YOUR DESK

Fewer things means fewer distractions. Get rid of anything that's not essential. Use drawers to keep office supplies close at hand but out of sight.

4. GO DIGITAL

When possible, opt for electronic bills and receipts to help decrease excess paper floating around your office and reduce the time it takes to manage bookkeeping.

5. CREATE A MAIL STATION

As soon as mail comes in, put it in its designated spot. Once a week, take the time to sort through each envelope, filing, tossing or shredding the contents.

6. CORRAL CABLES

Gain control of cords by choosing a desk with a built-in cable management system or go wireless to eliminate (or at least reduce) unsightly wires.

7. STREAMLINE THE DECOR

Surrounding yourself with beautiful art and *objets* is inspiring and pleasing to the eye, but the trick is to be selective so you're not creating clutter.

8. SCHEDULE REGULAR MAINTENANCE

Dedicate time at the end of each day or week for tidying up your workspace – it'll be much less work than if you were to leave it for, say, a month...or two. And don't forget to clean as well as tidy, too.

home," says Catherine. To that end, she kept the office-specific elements to a minimum. The obligatory computer gear is here, as are super-slim his-and-hers desks and a pair of unassuming filing cabinets, but they take a back seat to the real attraction: an array of artwork and time-worn curios.

"I'm addicted to antiquing. It's in my blood," says Catherine of the passion she inherited from her parents and grandparents. From a vintage sidechair and an antique pie cabinet to thrift store pottery and a wartime grenade, the pieces have little in common aside from their tonality and significance. "They are all things I love, so they just go together," she says. It may sound like she's oversimplifying it, but Catherine insists the decorating really was quite effortless. "It's a testament to the fact that if you buy things you truly love, you'll always find a place for them."

ABOVE This gallery wall is a workhorse: Among the vintage and found decorative pieces, Catherine added functional items, including an illustrated calendar, an artful computer screen saver and a filigree vent cover. Clipboards used as picture holders also corral bills and receipts to be filed. The display remains the focus thanks to the homeowner's orderliness. "I *put* things on it, but I don't *leave* things on it," Catherine says of the desktop, where she performs various tasks like crafting and bookkeeping.

Classic Gray OC-23 **WALL PAINT**, Benjamin Moore; Toronto map **PRINT**, Ork Posters; *L'amour PRINT*, SS Print Shop.

LEFT Catherine avoided office stores when decorating the room. In place of a storage cabinet, she used an antique pie cupboard. On its four generous shelves, she keeps everything from books and magazines (grouped by publication) to art supplies (categorized in wicker baskets) to bills (organized in accordion folders).

DESKS, FILING CABINET, sheepskin **THROW**, IKEA; **DESK CHAIR**, Structube; **RUG**, Elte; **SCONCE**, EQ3.

FOR SOURCES, SEE OUR WORKBOOK



**YOU DO YOU.
PERIOD OR NOT.**

Hit the road or take a break? With Tampax Pearl's ultimate protection and smooth removal, what you do is up to you.



power
OVER PERIODS™

TAMPAX

KITCHEN SPECIAL

LUXE *and* LIVABLE

These three glam and inspirational kitchens prove that covetable luxurious style is totally achievable.





style
strength
durability

Bring more **inspiration** to the surface.

Created to inspire. Designed to last.
Find yours at caesarstone.ca



1

TRADITIONAL TWIST

ALL-WHITE ENVELOPE + CLASSIC MILLWORK +
LUXE MATERIALS + TOUCHES OF BLACK



FAR LEFT & LEFT The expansive kitchen and eat-in area have a relaxed vibe suitable for a young family that regularly entertains relatives and friends. “It’s a huge space,” says designer Katie Campbell. “And with the high ceiling and traditional millwork, it feels quite grand.” So, by incorporating simple elements like the glass pendant lights, curvaceous Thonet bar stools and a comfy banquette, Katie made the overall look a bit more casual. “It feels like a little bistro, which fits the homeowners’ personalities and lifestyle perfectly,” she says.



TEXT LAURA MUIR

PHOTOGRAPHY STEPHANI BUCHMAN

When they built their dream home, Eric and Leslie Mitchell made having a great kitchen one of their top priorities. Living in a small condo in downtown Toronto with their toddler and a baby on the way, the couple decided it was time to move somewhere more suitable for a growing family. Purchasing a property in a treed Burlington, Ont., neighbourhood



and building a contemporary-classic house full of timeless character fit the bill. “They had done their research and had lots of inspiration images,” says designer Katie Campbell. “For the kitchen specifically, they wanted all white.” Katie was on board with creating a white-on-white look, but also made sure to infuse the 20-by-20-foot space with interest and personality. By incorporating textural elements, creating contrast with hits of black and using textiles to infuse softness, Katie made the kitchen “feel more interesting and less like a typical sterile white space,” she says.



ABOVE The eat-in area exemplifies the kitchen’s family-friendly functionality: The cushion on the built-in banquette is covered with moisture-wicking fabric, the classic Salt chairs are wipeable and light enough to be easily moved around as needed and the table extends to seat a crowd when company comes. The toss cushions provide an opportunity to add a punch of pattern and colour to the neutral space, while the intricate pendant light above the kitchen table adds a stunning textural moment. “It has an organic sculptural look and doesn’t take away from the highlights of the room, which are the big windows and the cooktop area,” says Katie. The Roman shade also lets the impressive window take centre stage. “We needed something not only for privacy but also to add softness,” says the designer.

FOLLOWING PAGE Texture and contrast create interest in the all-white space. The mottled porcelain backsplash tiles have a handmade quality, and the chevron marble mosaic tile detail above the cooktop – a total jewel in this kitchen – balances the window. The other luxe-looking elements are hard-wearing: The hickory engineered hardwood flooring, for example, has a wire-brushed finish that resists scuffs. “It actually has no sheen, so it’s pretty forgiving in terms of marks and scuffs,” says Katie. The quartz countertop is another durable choice.



MUTI

KITCHEN & BATH





COMING SOON

WOODBIDGE SHOWROOM
51 Hanlan Road | 905.265.2008

CASTLEFIELD FLAGSHIP STORE
143 Tycos Drive, Toronto

OAKVILLE SHOWROOM
550 Speers Road | 905.844.3773

mutikb.com      @MUTIKB

Ceiling-height cabinetry offers storage and stately appeal.



TIMELESS TREND

THONET STOOLS: THESE BENTWOOD BEAUTIES LEND A BISTRO-CHIC LOOK TO A WIDE RANGE OF KITCHEN STYLES.

DESIGN, Katie Campbell Interiors & Design, katiecampbellinteriors.com; **ARCHITECTURAL PLAN,** Kimberley Lalonde Home Design; **CONTRACTING,** Alair Homes Burlington; Stonington Gray HC-170 **WALL PAINT,** Benjamin Moore; **CABINETRY, CABINETRY HARDWARE,** Touchwood Cabinets; **COUNTERTOPS,** Cambria; **DINING TABLE, PENDANT LIGHTS,** Cocoon Furnishings; Thonet **STOOLS, DINING CHAIRS,** Design Within Reach; **REFRIGERATOR, DISHWASHER, WALL OVEN, COOKTOP, COFFEE MAKER,** TA Appliance; **FAUCET** (on island), Riobel; **RUNNER,** HomeSense; custom **ROMAN SHADES, BANQUETTE SEAT CUSHION & TOSS CUSHIONS,** Q. Design Perfect Drapery and Shades.

FOR SOURCES, SEE OUR WORKBOOK

SILGRANIT® Laundry Sinks

Strength, durability, beauty - the legacy continues.



Every space deserves to be beautiful. Smart design is starting to permeate every corner of Canadian homes, and the laundry room is no exception. Take your laundry room to the next level with our clean, modern and highly functional BLANCO LIVEN™ SILGRANIT® laundry sink.

Available in all seven colours, the LIVEN™ offers the strength, durability and beauty you have come to expect from our patented SILGRANIT® material.

KITCHEN SPECIAL

A mix of Carrara and White Thassos marbles, the standout patterned floor imbues interest and a sense of richness. "Incorporating a combination of marbles offers a graphic look that echoes the cabinet fronts and ceiling," says designer Karla Amadatsu. The Statuario marble used on the countertops and backsplash ties in with the flooring and adds another luxe layer that's cohesive but not repetitive. Pairing all the marble with white cabinetry allows its stunning veining to shine; the grey island base was key in grounding the almost all-white space. The rattan stools lend a classic French bistro vibe.



2

GLAM BISTRO

PARISIAN-LOOK DETAILS + WARM METAL ACCENTS + GRAPHIC SHAPES + LAYERS OF MARBLE



TEXT LAURA MUIR | PHOTOGRAPHY TRACEY AYTON

In terms of both form and function, luxury was the keyword when Vancouver designer Karla Amadatsu of Kerrisdale Design created this bistro-chic kitchen as part of a large-scale new build she worked on for about two years. After living in their beloved historical Vancouver neighbourhood for more than two decades, the empty-nester homeowners decided to tear down their house and start from scratch. The dream home they built features charming French Colonial architecture combined with fresh clean finishes to create a contemporary yet classic look.



This aesthetic continues into the 18-by-25-foot kitchen through substantial architectural features, an abundance of marble and an interesting mix of metals inspired by the iconic French La Cornue range. Even further luxury topped it all off: “In their house, there are actually two kitchens,” says Karla. “Adjacent to this one, there’s a kitchen the homeowners use for heavier cooking. So the goal for this room was to create an elegant entertaining space that didn’t feel too utilitarian.”



LEFT The stately French La Cornue range served as inspiration for this kitchen’s mix of brass, stainless steel and polished nickel. The stainless steel range hood, which boasts contrasting brass strapping, was custom-made to coordinate with the range.

ABOVE & PREVIOUS PAGE, RIGHT An apron-front sink and curvaceous polished nickel bridge faucet offer vintage charm. “I love that the sink is white, because it doesn’t take away from the beautiful veining on the marble countertops,” says Karla.

OPPOSITE The cabinetry flanking the range hood features antiqued mirror panels with a decorative X motif. “The antiqued mirror offers an aged quality, which is nice in contrast with the fresh white,” says Karla. For continuity, the X design is repeated where the beams meet on the coffered ceiling and the mirror panels are echoed in the eat-in area’s built-in china cabinet.





TIMELESS TREND

WAREHOUSE PENDANT LIGHTS:

WITH THEIR BRASS FINISH, THESE
STANDOUTS OFFER INDUSTRIAL EDGE
TO EVEN THE MOST ELEGANT SPACES.

DESIGN, Kerrisdale Design, kerrisdaledesign.com; Old Prairie OC-42 **WALL PAINT**, Chelsea Gray HC-168 **ISLAND BASE PAINT**, Benjamin Moore; **RANGE, WALL OVEN, REFRIGERATOR**, Trail Appliances; **POT FILLER, FAUCETS**, apron-front **SINK**, Cantu Bathrooms & Hardware; **STOOLS**, Serena & Lily; **PENDANT LIGHTS**, Kerrisdale Design; **CABINETRY HARDWARE**, Spokane Hardware Supply.

FOR SOURCES, SEE OUR WORKBOOK



3

MODERN WARMTH

SLEEK FINISHES + MIXED WOODS +
GEOMETRIC LIGHTING + AMPLE STORAGE



OPPOSITE Incorporating cabinetry into the space, which features the original vaulted ceilings, required a creative solution. “We wanted to get as much storage as we possibly could, but we couldn’t go up to the ceiling because we wanted to maintain that domed detail,” says designer Shirley Meisels. “So the question was: How do we finish off the top of the kitchen and still show off the arched ceilings?” The solution was to use Arabescato marble to frame a bank of cabinetry to create a “free-standing focal point,” she says. The Mid-Century Modern Cherner stools offset the kitchen’s clean lines, and the light fixture, made of powder-coated metal and vibrant gold leaf, lends interest with its modern artistic design.

LEFT The dark-stained wide-plank oak flooring matches the original floors in the rest of the house and adds another warm shade to the layers of wood. The built-in pantry, which also has a free-standing look, houses a panelled fridge, an appliance garage and food storage.

TEXT LAURA MUIR | PHOTOGRAPHY ALEX LUKEY | STYLING ANN MARIE FAVOT

Although this bright contemporary 300-square-foot kitchen is set in a 100-year-old Edwardian home, you wouldn’t know it by looking at it. The homeowners resided in this midtown Toronto house for five years before deciding their family needed more living space and a larger kitchen. So overhauling the abode included



building an extension on the kitchen and rejigging its entire layout. Staying true to the home's architecture was a priority, so designer Shirley Meisels either kept or matched the original features – mouldings, vaulted ceilings and dark hardwood floors – that inject the otherwise modern space with historical character. From there, incorporating sleek elements, a mix of natural materials and a few sculptural Mid-Century Modern finds established an aesthetic that's clean-lined and contemporary with roots in the past.



ABOVE The white oak lower cabinetry, stained a light golden brown, reflects the homeowners' love of wood and the warm atmosphere it creates. "But we felt doing the entire kitchen in oak would have been a little overwhelming," says Shirley. Mixing it with the white-painted uppers creates a bright and balanced effect. Elements like the marble frame and backsplash, as well as the engineered quartz countertops, enhance the kitchen's light sleek look.

OPPOSITE A nook with a large bay window offers a bright spot for an eat-in area boasting mid-century-style simple-lined wood chairs and a streamlined pedestal table. "We were lucky enough to find a Saarinen-like table with the perfect proportions for this area: a very skinny oval," says Shirley. The pendant light is a sculptural organic element that complements all the wood in the room.





TIMELESS TREND

TULIP TABLE: THIS MID-CENTURY MODERN MASTERPIECE SUITS ANY STYLE, WHETHER SLEEK, ECLECTIC, CASUAL OR FORMAL.

DESIGN, MHouse, mhouseinc.com; Oxford White CC-30 **WALL PAINT**, Benjamin Moore; **COUNTERTOPS**, Dixie Marble & Granite; Arabescato marble **BACKSPASH**, Olympia Tile + Stone; **APPLIANCES**, Caplan's Appliances; **FAUCET**, Taps Bath Centre; **DINING TABLE**, Home Craft Decor; Cherner **STOOLS**, Quasi Modo Modern Furniture; **DINING CHAIRS**, Urban Mode; **FLOORING**, Terra Legno; custom **LIGHT FIXTURE**, Commute Design; David Trubridge **PENDANT LIGHT**, Dark Tools; **CABINETY HARDWARE**, Ginger's.

FOR SOURCES, SEE OUR WORKBOOK



traditional twist
get the look

Timeless luxury paired with chic contemporary accents amounts to an elegant look that also suits the everyday.



Oiled acacia wood Smååta **CUTTING BOARD**, \$25, IKEA, ikea.ca.



Iron Belem **BOWL**, 11", \$11, Structube, structube.com.



Antiqued brass and glass Alexandra **PENDANT LIGHT** in Oil-Rubbed Bronze with 14" globe shade in Opal, \$470 US, Rejuvenation, rejuvenation.com.



glam bistro
get the look

Layers of marble and brass elevate even the most casually cool accessories.

Rattan and woven plastic Riviera backless counter **STOOL** in Navy, \$228 US, Serena & Lily, serenaandlily.com.



Cuisinart enameled steel Chef's Classic **STOCK POT** in White, 10 qt., \$70, Amazon, amazon.ca.



modern warmth
get the look

A heavy dose of wood can make the most sleek and minimalist spaces feel cozy and comfy.

Small lacquered stainless steel and marble Thompson **CANISTER**, \$11, Crate and Barrel, crateandbarrel.ca.



Brass Cypress 5-arm **CHANDELIER** in Brushed Satin, \$999 US, Rejuvenation, rejuvenation.com.



Sassi Carrara marble mosaic Chevron Blend **BACKSPLASH TILES**, \$20 per tile, The Home Depot, homedepot.ca.

EDITORS' PICK



Michael Thonet stained beech Era counter-height **STOOL** in Black, \$295 US, Design Within Reach, dwr.com.

Trent Austin Design polyester Costa Mesa **RUNNER**, 6' x 3', \$80, Wayfair.ca.



Dual Control 3-oven natural gas **RANGE** in Pewter, \$20,000, AGA Marvel, agamarvel.com.



Footed round end-grain acacia wood **CUTTING BOARD**, \$70, Crate and Barrel, crateandbarrel.ca.



Brass traditional wall-mount **POT FILLER** in Chrome, \$513, Delta Faucet, deltafaucet.ca.

Brass-plated steel Harmon **PENDANT LIGHT** in Antiqued Brass, 15", \$775, RH Restoration Hardware, rh.com.



Norman Cherner walnut-veneered beech and moulded plywood counter **STOOL** in Walnut, \$829 US, Design Within Reach, dwr.com.



Tin-lined copper **UTENSIL HOLDER**, \$73, Williams-Sonoma, williams-sonoma.com.



Beale pull-down **FAUCET** in Stainless Steel with Selectronic hands-free technology, \$875, American Standard, americanstandard.ca.



Tapered glass Raleigh **VASE**, \$33, CB2, cb2.ca.



Your key to a good home.

Squash those homebuying jitters with Home to Be, a free and absolutely essential app with everything you need to know about the property you've been eyeing – like home value, anticipated repair costs, estimated insurance needs, neighbourhood trends, and more.

We help you ask the right questions and gain the best insights so you can make informed decisions, and avoid sinking your savings into a money pit.

Home to Be

POWERED BY  *the co-operators*



Get the free Home to Be mobile app today! hometobe.ca



MARCH 2018



DECORATING ON A CLEAN SLATE

With each newly budding leaf and cheerily singing bird, our spirits rise at the thought of the greener vistas and warmer days to come. Perhaps 19th-century poet Richard Hovey (1864–1900) put it best when he wrote, “Spring in the world! And all things are made new!” There’s no better time to refresh our homes.



"Louis, our French bulldog, loves the living room. No place is off limits. He's the king," says homeowner Michele Lee.

Decorator's White CC-20 WALL PAINT (throughout), Benjamin Moore; SOFA, IKEA; MIRROR, TOSS CUSHIONS, HomeSense; Paris map PRINT, Mapiful.



FASHION *forward*

A shop owner brings a touch of Parisian charm to her 1950s home.

TEXT BETHANY LYTTLE

PHOTOGRAPHY ROBIN STUBBERT



Michele Lee, owner of a chic little clothing boutique in Guelph, Ont., agrees with the truism that Paris is always a good idea. “The first time I went to Paris, it was springtime. The blossoms were out, and pink petals were everywhere. I walked around for four days, and there was a smile on my face the whole time,” she says.

Michele was drawn to Parisian style long before her first jaunt to the City of Lights. “The architecture, the romantically imperfect furnishings, the fresh flower stalls – I love it all,” she says. And this passion is reflected in the 1,800-square-foot home she shares with her husband, Sean, and their dog, Louis. Sure, the 1950s abode lacks an atelier, weathered shutters and a Juliet balcony, but inside, it’s as pretty as Paris on a sunny spring day.

What attracted Michele to the house nearly 20 years ago was the vintage built-in cabinet at the end of a narrow hallway. “It reminded me of one in my great-grandmother’s house, and no word of a lie, I actually bought this whole house because of that one cabinet,” she says with a laugh. After moving in, she painted the walls white and added in wisps of pink. “I swear I sleep better on pink sheets,” says Michele. “It’s a colour that inspires me creatively, as well.” In fact, one wall of her upstairs studio is painted pale pink, serving as a backdrop for her inspiration board (not shown). →



While the entryway is tiny, a black-framed mirror, black stair treads and a glossy black door with brass hardware make it pop.

FLOOR TILES,
Ceramic Decor.



ABOVE & RIGHT Featuring hits of black and gold, the mostly white living room has thoughtful touches, such as a camera case that once belonged to Michele's grandfather. The nailhead-trimmed chair was an antiques market find. Black appears as an accent on the sconces by the fireplace and a framed photograph

on the mantel. Michele changes the gallery wall all the time. "Originally, there was lots of colour, but right now I'm in a black and white phase." The round mirror is playful and unexpected.

COFFEE TABLE, SIDE TABLE, HomeSense; **SCONCES,** Wayfair.ca; **PRINT,** Michelle Peek Press.





Pops of pink appear throughout the rest of the home, too, and as spring rolls around, Michele adds in light touches, such as linen and rattan accessories to complement the shade. "Rattan's great because it looks vintage but not heavy," says Michele. "And given that the month of March is often miserable and chilly around here, the material serves as a reminder of the warm days to come."

Michele refers to herself as a "display person at heart," but she's quick to mention that her mom was an interior designer. "She made a strong impression on me as I watched her design rooms," says Michele. "She also had a great eye for fashion. We'd go back-to-school shopping and she'd lay out all the new pieces on the bed, then we'd create outfits together." To this day, Michele believes an outfit can influence a room's decor and vice versa. For instance, a sparkly dress might inspire the addition of something glittery to a room, or pretty drapery may call for a scarf in a similar hue.

If this makes you wish for a little Paris at home, Michele recommends adopting a wistful and playful attitude. "Fill your home with things that make you swoon," she says. And if you like something dated, use it anyway. "I've been repainting one of my mirrors for more than 10 years!" she says. "And I have a crazy ugly office chair that's so comfortable – I disguise it with a pink throw. When I see it, it makes me smile. The day that stops happening, I'll replace it."



LEFT, TOP "This is my favourite room. I start my day here, writing in my journal, meditating or sipping coffee with Louis curled up next to me," says Michele of her studio. Sean built the daybed, which is covered in a French ticking-style fabric. Throws and toss cushions in soft colours were selected to welcome the lighter days of spring, while the wooden mirror frame and rattan side table were spray-painted black to ground the space.

Striped **THROW**, Pamuk & Co.

OPPOSITE Framed French postcards and ever-changing shelf displays keep the light-filled workspace in the dormer looking fresh. "I couldn't part with this desk or the old chair, so I just added the pink throw and updated the hardware," says Michele.

BASKET, Comfort & Co.; **TASK LAMP**, pink faux fur **THROW**, HomeSense.



"PINK IS A COLOUR
THAT INSPIRES ME
CREATIVELY."



A pretty pink faux fur
throw disguises an unattractive
but super-comfy chair.



ABOVE "This room has had a million different purposes," says Michele. "Right now, it's a library." She designed the whole room around the mirror, which reminds her of Paris. "Sean built the shelves - I get the ideas and he does the work!" Vintage chairs are covered with cozy sheepskin throws, and a rattan stool is airy and spring fresh.

Sheepskin **THROWS**, IKEA.


The built-in drawers and cupboard – originally dark wood – were painted white to help lighten up the room.



ABOVE “The bedroom’s not fussy. Texture, not colour, is the emphasis,” says Michele. The exception is the headboard. “It’s old, but recovering it in blue velvet gave it new life.”

NIGHTSTAND, IKEA; white quilted **COVERLET**, Bouclair; **TASK LAMPS**, **SHEET SET**, **THROW**, white textured **TOSS CUSHION**, HomeSense.

FOR SOURCES, SEE OUR WORKBOOK



This rural builder-basic home gets a style-savvy update that perfectly suits the humans (and dogs) who live here.

Country Living

TEXT CHARLOTTE SAFAVI
PHOTOGRAPHY HELEN NORMAN



For economy and practicality, the layout of the kitchen in this quaint country house was retained. Interior designer and homeowner Bethany Brower kept the existing perimeter cabinetry but replaced the fronts. Oil-rubbed bronze hardware and wooden accents act as country-style foils to the dramatic countertops and backsplash.

DESIGN, Powell Brower Interiors, powellbrower.com; Snowfall White OC-118 **WALL PAINT** (throughout main living area), Fossil AF-65 **CABINETRY PAINT**, Benjamin Moore; **REFRIGERATOR, RANGE, STOOL FABRIC**, The Home Depot; **PENDANT LIGHTS**, Ballard Designs; **SCONCES**, Circa Lighting; **RUNNER**, Salaberna; **CABINETRY HARDWARE**, Knobbery.

"Everyone asks why I chose to lose cabinets in favour of open shelves," says Bethany. "Having creative storage elsewhere made it possible." This includes pegged drawer inserts that neatly hold dishes and bowls, a compartmentalized knife drawer and a pullout spice rack right next to the range. The island also offers ample space, including two deep drawers: one for garbage and recyclables and the other for dog food.



"We wanted to honour the home's rural locale **BUT ADD A CONTEMPORARY TWIST.**"



WHEN INTERIOR DESIGNER BETHANY BROWER AND HER

husband, John, purchased their 2,100-square-foot farmhouse in picturesque Warrenton, Va., they weren't sure what they loved more: the home's bucolic location or its remodeling potential. "I love a blank canvas," says Bethany, who runs an interior design firm with her mom. "And this was a simple builder-grade home that had great bones I could customize over time."

It was late 2015 when the Browsers moved in, along with their two English bulldogs, Wilma and Seamus, and their beagle,

Winston. (The dogs, for the record, were more enthusiastic about the rural setting than they were the decorating possibilities.)

While the canines explored their new country surroundings, the transformation began. One of the first things the Browsers did was overhaul what Bethany calls a "gingerbread house-esque" exterior, trading out chunky woodwork for natural cedar details and removing the fussy railing for a cleaner look.

Simple yet striking, the exterior epitomized the Browsers' updated country style – so Bethany devoted the next two years to creating an

A white sofa paired with an airy glass coffee table creates a transitional look in this living room. "We used a mix of custom, to-the-trade and big-box furnishings," says Bethany of the carefully edited selection. The light neutral palette features earthy greens, browns and tans for warmth and to complement the beautiful countryside beyond the big windows.

Patterned **RUG**, Salaberna.





ABOVE A vintage leather Falcon chair sits in a quiet corner of the master bedroom. The piece, a hand-me-down from Bethany's mom, was something she hated when she was young but loves now.

Peau de Soie AF-60 **WALL PAINT**, Benjamin Moore; **ROMAN SHADE**, Overstock.com.

RIGHT This contemporary cottage-style home, with its spacious front porch, sits on 10 sylvan acres in Warrenton, Va.

OPPOSITE In the guest room, textured accents – such as the Roman shade, sidechair and chunky cable-knit throw – add cottage charm. In a beautiful save-splurge balance, an heirloom Waterford crystal lamp sits on a mirrored table from Target.

Weimaraner AF-155 **WALL PAINT**, Benjamin Moore; **TOSS CUSHIONS**, Valerianne; **RUG**, Ballard Designs; **ROMAN SHADE**, Overstock.com.

FOR SOURCES, SEE OUR WORKBOOK

interior that matched. “We wanted to honour the home’s rural locale but add a contemporary twist,” says the designer, whose major changes included replacing the red-brick fireplace and dated stairwell (both not shown).

But the biggest transformation, hands down, was in the kitchen, which is visible from almost everywhere on the main floor of this open-concept house. Dark and dated, it had cherrywood cabinets and pink Formica countertops – a look the Browers were keen to get rid of.

Though the kitchen’s footprint stayed intact, almost everything else changed. First, the homeowners expanded two 18-inch windows above the sink into one large window, which now lets in ample natural light. The perimeter cabinetry boxes stayed in place and were refreshed with drawer and cabinet fronts in a timeless Shaker-style profile. The island, however, is all new – and much larger than the one that was there before, boasting additional storage and seating space. Floating white oak shelves replaced the upper cabinets flanking the range, establishing a more open look. The show-stopping backsplash and countertops – made of heavily veined grey soapstone – were a total splurge and are a standout detail that catches the eye.

Throughout the home, Bethany maintained a clean and contemporary look with flourishes of personality by using antique and vintage pieces. And everything she chose is durable. “Our furniture was selected with our dogs in mind,” says the designer, referring to pet-friendly surfaces like indoor-outdoor upholstery and sisal rugs.

It’s safe to say that, with free rein of the indoors and out, the dogs love their new home just as much as their owners do. “We initially fell in love with the house’s charm,” says Bethany, “but now we love it because it’s home.”





This light-filled eat-in area is a family favourite. "We spend a lot of time here with the kids," says one of the homeowners. Designer Ami McKay describes the custom banquette as a design trifecta. "It's space-saving, offers storage and creates an intimate feeling," she says.

DESIGN, Pure Design, purebyamimckay.com; Oxford White CC-30 **WALL PAINT** (throughout), Benjamin Moore; **BANQUETTE CUSHIONS**, Designer's Resource Centre; **TOSS & LUMBAR CUSHIONS**, Pure Design; *Within Me* **ARTWORK**, Miriam Aroeste.



FAMILY AFFAIR

A Vancouver new-build house with East Coast inspiration has family living at its heart and soul.

TEXT CHRISTY WRIGHT
PHOTOGRAPHY JANIS NICOLAY

“THE SPACE IS **LIGHT** AND **BRIGHT** WITH HIGH CONTRAST.”



Ami augmented the eat-in area's generous built-in banquette with bistro-style chairs and glossy black light fixtures. “These lights tie in with the kitchen cabinetry hardware and range. Black is a grounding colour throughout the home,” she says.

DINING CHAIRS, Industry West; **SCONCES**, Schoolhouse Electric & Supply Co.



ABOVE & OPPOSITE, BOTTOM “I wanted the kitchen to feel casual and relaxed without a lot of ornamentation,” says Ami. Flat-front cabinetry and simple hardware fit the bill, as does the apron-front sink. “The homeowners were open to anything, but this sink was non-negotiable for them. It keeps the mood informal.”

Custom **CABINETY**, Millhouse Industries; Evening Dove 2128-30 **UPPER CABINERY PAINT**, Benjamin Moore; **STOOLS**, CB2; **RANGE**, Big Chill; **FAUCET**, Cantu Bathrooms & Hardware.



"I WAS EIGHT MONTHS PREGNANT and watching way too much *House Hunters*. It was the Cape Cod-style houses that stood out to me." That's how one of the homeowners recalls the inspiration for the design of this Vancouver new build she and her husband commissioned in 2015. "At that time, we had a two-year-old daughter, another baby girl on the way and two Labrador retrievers – we'd clearly outgrown our apartment!"

Her in-laws had a solution: take over the house her husband grew up in. "His parents had just built themselves a new house next door to the old family home," she says. The prospect of having the girls' grandparents nearby thrilled the couple. The original house, however, did not. "It wasn't an easy decision, but since we wanted this to be our forever home, we all agreed it was best to start fresh." With that, the dated structure was replaced with a bigger

ABOVE The dining area showcases Ami's attention to detail. Take the stunning table and globe pendant lights, for instance, which define the space in the absence of a formal dining room.

DINING TABLE, Industry West; **PENDANT LIGHTS,** Rejuvenation.





“Since the staircase is visible from the living room, I made it a focal point by facing the risers with beautiful hand-painted French tiles,” says Ami.

LIGHT FIXTURE, Schoolhouse Electric & Supply Co.; **STAIR TILES**, World Mosaic Tile.

LEFT Two coffee tables offer flexibility for these entertainers, and the pouffes affirm this is a family home. “They’re great for the homeowners’ daughters to move around and sit on,” says Ami.

FIREPLACE, Vancouver Gas Fireplaces; **SOFA**, CF Interiors; **SIDE TABLES, POUFFES**, pink **TOSS CUSHION**, Pure Design; **DRAPERY**, Designer’s Resource Centre; **RUG**, Salari Fine Carpet Collections; **FLOOR LAMP**, Industry West; diamond-patterned **TOSS CUSHIONS**, West Elm.

and brighter 2,800-square-foot abode that needed furnishing, Cape Cod style.

They called in designer Ami McKay of Pure Design to achieve that breezy East Coast look with lots of white, grey and black throughout. “The couple had seen my work online, and we connected right away,” says Ami. “I knew this space had to be functional for the kids, the dogs and for the family’s open-door-policy entertaining style, but it also had to be warm and inviting.”

Before embarking on decorating, Ami implemented a few structural alterations, such as enlarging the windows to take advantage of the light of the plum corner-lot location, expanding the kitchen island to comfortably seat four and adding a glass wall in the breakfast nook.

The designer chose white for the walls to capitalize on the main floor’s open plan, which she unified with →



“THIS IS A FUNCTIONAL
FAMILY HOME, BUT
IT DOESN'T FEEL TOO CASUAL.”



THIS PAGE & OPPOSITE Upstairs, the master bedroom feels more formal thanks to its impressive four-poster bed. “I wanted the couple’s room to be special,” says Ami. “This bed adds such warmth and scale to the room. The mix of wood tones also has a warming effect, and the bedside sconce is simple and functional.”

BED FRAME, NIGHTSTANDS, Once A Tree Furniture; **SIDECHAIR, FLOOR LAMP,** Pure Design; **LIGHT FIXTURE,** Rejuvenation; **SCONCE,** Onefortythree; **BEDDING,** taupe **TOSS CUSHIONS,** Bed Bath & Beyond; **FLOORING,** Monarch Floor & Window Coverings; **RUNNER, BOLSTER CUSHION,** Marramarket Shop; **COVERLET,** Oak + Fort; **THROW** (in basket), Stil.





common elements – heated porcelain floor tiles that look like beachy white-washed wood, custom cabinetry in the entryway and kitchen and judiciously placed black accents. “These speak to the look the homeowners were after,” says Ami. “The space is light and bright with high contrast.” That contrast is evident in Ami’s furniture selections as well. “There are luxurious statement pieces, such as the dining table, but we didn’t compromise on durability,” she says, citing the leather furniture in the living room. “These pieces are tough enough for the kids and dogs but still beautiful to look at.”

The homeowners love the result for both its coastal vibe and the unexpected tradition it has established. “My husband grew up in this spot, and we hope to pass this house down to our girls one day – they’ll have to fight over who gets to live in it, but we’ll worry about that when the time comes!”



THIS PAGE & OPPOSITE Ami continued the beachy look in the master bathroom with a subtle yet impactful detail: blue grout. “I used it to make the penny round tiles stand out. It also looks fantastic with the brass fixtures,” says Ami. Like the tiles, the round mirrors and globe pendant lights are a foil to the linear sinks and vanities.

COUNTERTOPS, SSC Countertops; **FAUCETS**, Cantu Bathrooms & Hardware; **MIRRORS**, West Elm; **PENDANT LIGHTS**, Cedar & Moss.

FOR SOURCES, SEE OUR WORKBOOK

No one can resist a
crispy little fry, much
less one served with
zippy dipping sauce.



ASPARAGUS SESAME FRIES
WITH **SOY GINGER AIOLI**

As one of Canada's most popular chefs, Lynn Crawford knows a thing or two about putting a tasty meal on the table. Her latest cookbook, *Farm to Chef*, focuses on seasonal ingredients, and with warmer temperatures on the horizon, we've chosen our favourite recipes featuring fresh asparagus, one of spring's versatile early risers.

RECIPES LYNN CRAWFORD


PHOTOGRAPHY VIRGINIA MACDONALD



spring FLING

A white oval platter filled with several stalks of grilled asparagus. The asparagus is charred at the tips and has a glistening surface. In the center, there is a generous portion of gribiche, a creamy white sauce with visible green herbs and small pieces of ingredients.

GRILLED ASPARAGUS
WITH **GRIBICHE**

A white oval platter featuring a few stalks of grilled asparagus. The asparagus is garnished with several slices of tricolored cherry tomatoes in red, yellow, and orange. A single green basil leaf is tucked among the tomatoes. A handwritten-style text annotation with a curved arrow points to one of the yellow tomato slices.

*Sweet tricoloured cherry
tomatoes are bright
partners for freshly
grilled asparagus.*



GRILLED ASPARAGUS WITH
CHERRY TOMATO BASIL SALAD



GRILLED ASPARAGUS
WITH **BACON AIOLI**

PICKLED ASPARAGUS



PICKLED ASPARAGUS

MAKES TWO 24-OZ JARS

- 2 lbs thin to medium-thick asparagus
- 8 sprigs fresh dill
- 2 cups white wine vinegar
- 4 cloves garlic, slivered
- ¼ cup salt
- 2 tbsp granulated sugar
- 1 tbsp black peppercorns
- 1 tbsp mustard seeds
- 1 tsp red pepper flakes
- ¼ tsp whole allspice
- ¼ tsp coriander seeds

Trim the bottoms of the asparagus and stand the spears upright in two 24-ounce containers or jars, with the tips sitting at least half an inch below the lid. Add the dill to the containers.

In a large saucepan, combine the vinegar with the remaining ingredients. Bring to a boil, then reduce the heat and simmer for 10 minutes, stirring to dissolve the salt and sugar. Remove the pan from the heat and let stand until the brine is lukewarm.

Pour the brine over the asparagus. Cover and refrigerate overnight to allow the flavours to meld. The asparagus will keep, refrigerated, for up to one month.

ASPARAGUS SESAME FRIES WITH SOY GINGER AIOLI

SERVES 4

Soy Ginger Aioli

- ½ cup mayonnaise
- 2 tsp soy sauce
- 1 tsp grated peeled fresh ginger
- 1 tsp minced cilantro

Asparagus Sesame Fries

- 2 large egg whites, lightly beaten
- ¼ cup black sesame seeds
- ¼ cup white sesame seeds
- 1 lb asparagus, trimmed
- Vegetable oil, for frying
- Kosher salt, for sprinkling
- Thinly sliced green onion and cilantro, for garnish

To make the aioli, whisk together the mayonnaise, soy sauce, ginger and cilantro in a small bowl until combined. Cover and refrigerate until ready to serve.

To make the asparagus fries, place the egg whites in a long narrow dish. In another long narrow dish, stir together the black and white sesame seeds. Working in batches, dip the asparagus spears first in the egg whites, then in the sesame seeds to coat. Set the coated asparagus aside on a baking sheet.

In a large skillet, add the vegetable oil until it reaches one inch up the sides of the pan. Heat the oil to 350°F.

Working in batches, fry the asparagus until lightly browned, about 3 minutes, then transfer to a paper towel to drain. Season lightly with the salt.

Garnish the asparagus fries with green onion and cilantro and serve warm with the Soy Ginger Aioli on the side.

GRILLED ASPARAGUS THREE WAYS


SERVES 6

- 1½ lbs asparagus, trimmed
- 2 tbsp extra-virgin olive oil
- Kosher salt and cracked black pepper to taste

Prepare a grill for direct cooking over medium heat.

Toss the asparagus spears with the oil, season lightly with salt and pepper and grill until the asparagus is fork-tender and nicely charred. Serve the asparagus with the following topping of your choice.

For more delicious recipes, check out *Farm to Chef: Cooking Through the Seasons* (Penguin Canada, \$40).



Gribiche

MAKES ABOUT ½ CUP

- ¼ cup mayonnaise
- 1 tbsp finely chopped mixed fresh herbs, such as parsley, dill, chives or chervil
- 1 tsp grated lemon zest
- 1 tsp freshly squeezed lemon juice
- 1 tsp rinsed and chopped capers
- 1 hard-boiled egg, grated
- Kosher salt and cracked black pepper to taste

Stir together the mayonnaise, herbs, lemon zest and juice, capers and egg in a bowl until blended. Season with salt and pepper, cover and refrigerate until ready to serve.

Cherry Tomato Basil Salad

MAKES ABOUT ½ CUPS

- 1½ cups tricoloured cherry tomatoes, halved
- 1 tbsp extra-virgin olive oil
- 3 large basil leaves, torn
- Pinch red pepper flakes
- Kosher salt and cracked black pepper to taste

In a medium bowl, toss together the tomatoes, oil, basil and red pepper flakes until well mixed. Season with salt and pepper. Let rest at room temperature for 15 minutes before serving.

Bacon Aioli

MAKES ABOUT ¾ CUP

- ½ cup mayonnaise
- 1 tbsp warm bacon fat
- 4 slices cooked bacon, finely chopped
- 1 tsp grated lemon zest
- 1 tsp freshly squeezed lemon juice
- 1 tsp Dijon mustard
- 1 clove garlic, minced
- Kosher salt and cracked black pepper to taste

In a medium bowl, whisk together the mayonnaise and bacon fat. Whisk in the bacon, lemon zest and juice, mustard and garlic until blended. Season with salt and pepper. Cover and refrigerate until ready to serve.



#1
DOCTORS RECOMMENDED FIBRE BRAND
LA MARQUE LA PLUS RECOMMANDÉE
PAR LES MÉDECINS

SUGAR-FREE / SANS SUCRE

Meta
MUCIL
FIBRE THERAPY
THÉRAPIE PAR LES FIBRES

FIBRE!



**TRY SUGAR-FREE
PROMOTES DIGESTIVE HEALTH***

To ensure this product is right for you, always read and follow the label.
* By relieving irregularity.

SOURCE GUIDE

Where to find the products featured on our pages.

A

Alair Homes Burlington
alairhomes.ca/burlington

Ali Budd Interiors
alibuddinteriors.com

B

Ballard Designs
ballarddesigns.com

Bed Bath & Beyond
bedbathandbeyond.ca

Benjamin Moore
benjaminmoore.ca

Big Chill
bigchill.com

Bouclair
bouclair.com

C

Cambria
cambriacanada.com

Canadian Tire
canadiantire.ca

Cantu Bathrooms & Hardware
cantubathrooms.com

Caplan's Appliances
caplans.ca

CB2
cb2.ca

Cedar & Moss
cedarandmoss.com

Ceramic Decor
ceramicdecor.com

CF Interiors
cfinteriors.ca

Circa Lighting
circalighting.com

Cocoon Furnishings
cocoonfurnishings.ca

Comfort & Co.
comfortandco.ca

Commute Design
commutedesign.com

Cooper Bros.*
cooperbros.com

Crate and Barrel
crateandbarrel.ca

D

Dark Tools
darktools.com

Design Within Reach
dwr.com

Designer's Resource Centre
designersresourcecentre.com

Dixie Marble & Granite
dixiemarble.com

E

Elte
elte.com

Elte Market
eltemkt.com

EQ3
eq3.com

F

The Framing Depot
theframingdepot.com

G

Ginger's
gingers.com

H

Home Craft Decor
crafthomedecor.com

The Home Depot
homedepot.ca

HomeSense
homesense.ca

I

IKEA
ikea.ca

Indigo
indigo.ca

Industry West
industrywest.com

Interiors by Gila
416-829-1717

K

Katie Campbell Interiors & Design
katiecampbellinteriors.com

Kerrisdale Design
kerrisdaledesign.com

Kimberley Lalonde Home Design
905-339-7036

NICHE DECOR

YORK REGION'S PREMIER FURNITURE SHOWROOMS



242 EARL STEWART DRIVE • AURORA • 905 727 2727 | 181 GREENLANE EAST • NEWMARKET • 905 898 7474
(SILVERCITY THEATRE PLAZA)

WWW.NICHEDECOR.CA

L

LightForm
lightform.ca

M

Mapiful
mapiful.com

Marramarket Shop
marramarketshop.etsy.com

MHouse
mhouseinc.com

Michelle Peek Press
michellepeekpress.etsy.com

Millhouse Industries
millhouseindustries.com

Minted
minted.com

Miriam Aroeste
miriamaroeste.com

Monarch Floor & Window Coverings
monarchfloors.ca

O

Oak + Fort
oakandfort.com

Olympia Tile + Stone
olympiatile.com

Once A Tree Furniture
onceatreefurniture.com

Onefortythree
onefortythree.com

Ork Posters
orkposters.com

Overstock.com
overstock.com

P

Pamuk & Co.
pamukandco.com

Powell Brower Interiors
powellbrower.com

Pure Design
purebyamimckay.com

Q

Q. Design Perfect Drapery and Shades
qdesigncentre.com

Quasi Modo Modern Furniture
quasimodomodern.com

R

Rejuvenation
rejuvenation.com

Riobel
riobel.ca

Roman Bath Centre
romanbathcentre.com

S

Salaberna
salaberna.etsy.com

Salari Fine Carpet Collections
salari.com

Schoolhouse Electric & Supply Co.
schoolhouse.com

Serena & Lily
serenaandlily.com

Silva Custom Furniture
silva4home.com

Spokane Hardware Supply
spokane-hardware.com

SS Print Shop
ssprintshop.com

SSC Countertops
ssccountertops.com

Stil
stilclassics.com

Structube
structube.com

T

TA Appliance
taappliance.com

Taps Bath Centre
tapsbath.com

Terra Legno
terralegno.com

Touchwood Cabinets
touchwoodcabinets.ca

Trail Appliances
trailappliances.com

U

Urban Mode
urbanmode.com

V

Valerianne
valerianne.com

Vancouver Gas Fireplaces
vangasfireplaces.com

W

Wayfair.ca
wayfair.ca

West Elm
westelm.com

World Mosaic Tile
worldmosaictile.com

*Through designers

Note: Items not credited were either sourced through the designer or were not available at the time of print.



*vs. Always Thin™ © Procter & Gamble 2018

always

BOSSY BUSINESS

Perfect for those in charge, these handy notepads make delegating tasks a no-fuss feat.

Office, \$12 per 100 sheets, I'll Know It When I See It, illknowitwheniseeit.com.



CHECK IT OFF

Pull your head out of the sand and get organized using this simple checklist.

Ostrich, \$8 US per 75 sheets, Rifle Paper Co., riflepaperco.com.

6 Nifty NOTEPADS

These playful notepads are bound to make the most daunting list of chores a little more agreeable.



SIMPLE SEVEN

Schedule the week ahead. It looks bright!
Watercolour, \$11 per 50 sheets, The Creative Spark Shop, thecreativesparkshop.etsy.com.

WOOF STOCK

Each pad in this set of four offers a different cute pooch that's sure to brighten any dog lover's day.

Assorted Dogs, \$18 per 4-piece set of 50 sheets, Spark of Sam, sparkofsam.etsy.com.



GET PUMPED

Choose your own motivational words to pepper this pad and provide the little push you need to get the job done.

Custom, \$40 per 300 sheets, Printed Matter Paper, printed-matterpaper.com.



LIKE A PRO

Perpetual procrastinator? Decide on which tasks you should tackle now and which ones can take a back seat.

My Ever-Expanding List of Things to Procrastinate, \$10 US per 75 sheets, Sea + Lake Paper Co., seaandlake.etsy.com.

2018 **CROSSTREK**

WELL-EQUIPPED FROM
\$23,695*



SUBARU

Confidence in Motion

"CROSSTREKS LOVE GOING TO THE COUNTRY FOR A D-R-I-V-E."

THE ALL-NEW 2018 **CROSSTREK** is at home in the city, but loves getting out to the country. X-Mode† handles challenging inclines and declines, and standard Subaru Symmetrical Full-Time All-Wheel Drive handles pretty much anything else. Add in high ground clearance with a low centre of gravity and your Crosstrek is up for fun, wherever it leads. Learn more at subaru.ca/crosstrek



2018 IIHS TOP SAFETY PICK

MODELS EQUIPPED WITH OPTIONAL EYESIGHT* AND SPECIFIC HEADLIGHTS, BUILT AFTER OCT. 2017



X MODE

SYMMETRICAL AWD

*MSRP of \$23,695 on 2018 Crosstrek Convenience 6MT (JX1 CP). MSRP excludes Freight & PDI of \$1,725. Taxes, license, registration and insurance are extra. \$0 security deposit. Model shown is 2018 Crosstrek Limited Package CVT w/ Eyesight (JX2 LPE) with an MSRP of \$33,195. Dealers may sell for less or may have to order or trade. Prices may vary in Quebec. Vehicle shown solely for purposes of illustration, and may not be equipped exactly as shown. See Owner's Manual for complete details on system operation and limitations. †X-MODE™: Equipped in CVT models only. EyeSight is a driver-assist system which may not operate optimally under all driving conditions. The driver is always responsible for safe and attentive driving. System effectiveness depends on many factors such as vehicle maintenance, and weather and road conditions. See Owner's Manual for complete details on system operation and limitations. See your local Subaru dealer for details. Crosstrek and Subaru are registered trademarks.

"Time to chill,"
said the window treatments
as they lowered them selves
on a hot afternoon.



Meet PowerView® Motorization, the system that automatically moves your window shades according to schedules you set—from sunrise to sunset and everything in between—to make each moment in your home more beautiful. The world's most stylish shades are now the smartest, too.